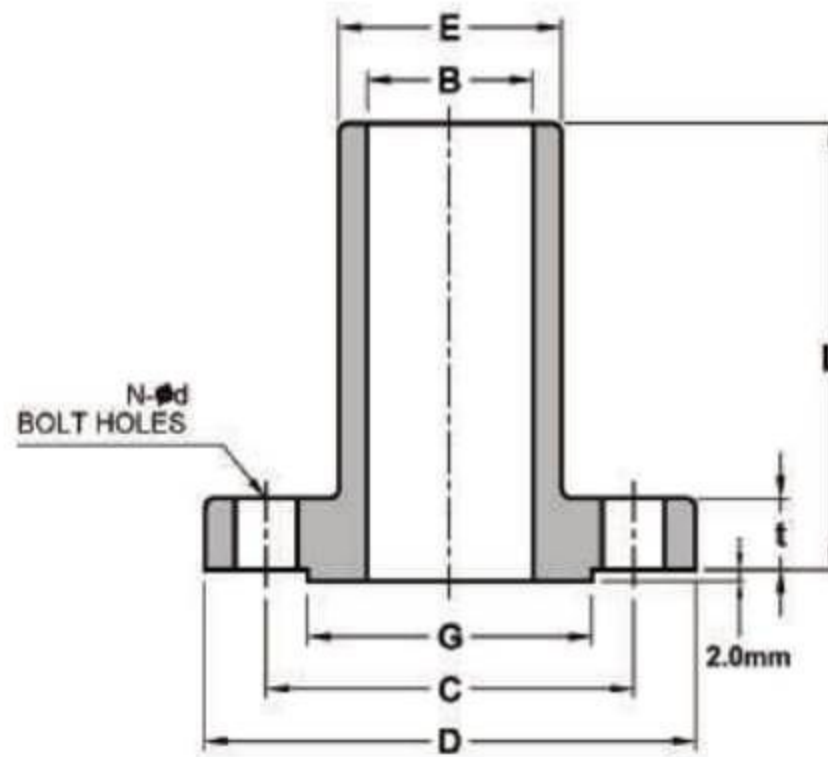




Long Welding Neck Flanges

CLASS 150 / 300 FLANGES



CLASS 150

Unit : mm

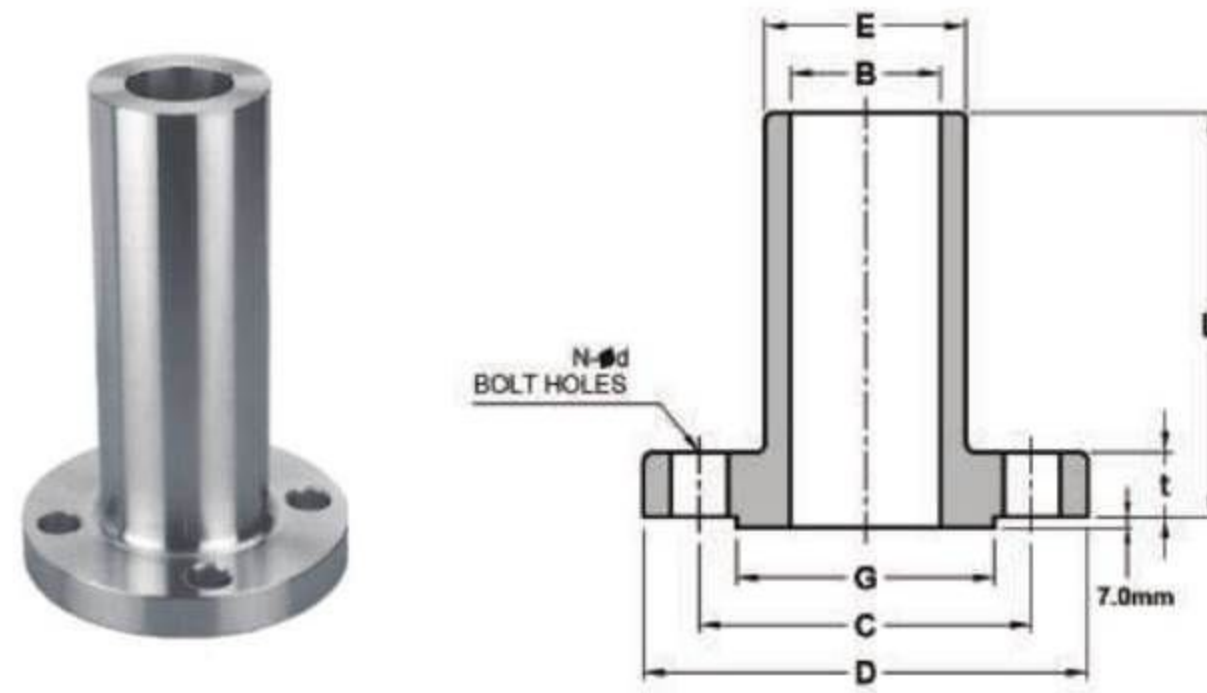
Nominal Pipe Size	Out-side Diam.	O.D of Raised Face	Diam. Of Hub at Bevel	Diam. Of Bore	Thickness of Flange Min.	Length Through Hub	Diameter of Bolt Circle	Number of Holes	Diam. of Holes
	D	G	E	B	t	L	C	N	d
1/2	90	34.9	30	12.7	9.6	229	60.3	4	15.9
3/4	100	42.9	38	19.1	11.2	229	69.9	4	15.9
1	110	50.8	49	25.4	12.7	229	79.4	4	15.9
1 1/4	115	63.5	59	31.8	14.3	229	88.9	4	15.9
1 1/2	125	73	65	38.1	15.9	229	98.4	4	15.9
2	150	92.1	78	50.8	17.5	229	120.7	4	19.1
2 1/2	180	104.8	90	63.5	20.7	229	139.7	4	19.1
3	190	127	108	76.2	22.3	229	152.4	4	19.1
3 1/2	215	139.7	122	88.9	22.3	229	177.8	8	19.1
4	230	157.2	135	101.6	22.3	229	190.5	8	19.1
5	255	185.7	164	127	22.3	305	215.9	8	22.2
6	280	215.9	192	152.4	23.9	305	241.3	8	22.2
8	345	269.9	246	203.2	27	305	298.5	8	22.2
10	405	323.8	305	254	28.6	305	362	12	25.4
12	485	381	365	304.8	30.2	305	431.8	12	25.4
14	535	412.8	400	355.6	33.4	305	476.3	12	28.6
16	595	469.9	457	406.4	35	305	539.8	16	28.6
18	635	533.4	505	457.2	38.1	305	577.9	16	31.8
20	700	584.2	559	508	41.3	305	635	20	31.8
24	815	692.2	663	609.6	46.1	305	749.3	20	34.9

CLASS 300

Unit : mm

Nominal Pipe Size	Out-side Diam.	O.D of Raised Face	Diam. Of Hub at Bevel	Diam. Of Bore	Thickness of Flange Min.	Length Through Hub	Diameter of Bolt Circle	Number of Holes	Diam. of Holes
	D	G	E	B	t	L	C	N	d
1/2	95	34.9	38	12.7	12.7	229	66.7	4	15.9
3/4	115	42.9	48	19.1	14.3	229	82.6	4	19.1
1	125	50.8	54	25.4	15.9	229	88.9	4	19.1
1 1/4	135	63.5	64	31.8	17.5	229	98.4	4	19.1
1 1/2	155	73	70	38.1	19.1	229	114.3	4	22.2
2	165	92.1	84	50.8	20.7	229	127	8	19.1
2 1/2	190	104.8	100	63.5	23.9	229	149.2	8	22.2
3	210	127	117	76.2	27	229	168.3	8	22.2
3 1/2	230	139.7	133	88.9	28.6	229	184.2	8	22.2
4	255	157.2	146	101.6	30.2	229	200	8	22.2
5	280	185.7	178	127	33.4	305	235	8	22.2
6	320	215.9	206	152.4	35	305	269.9	12	22.2
8	380	269.9	260	203.2	39.7	305	330.2	12	25.4
10	445	323.8	321	254	46.1	305	387.4	16	28.6
12	520	381	375	304.8	49.3	305	450.8	16	31.8
14	585	412.8	425	355.6	52.4	305	514.4	20	31.8
16	650	469.9	483	406.4	55.6	305	571.5	20	34.9
18	710	533.4	533	457.2	58.8	305	628.6	24	34.9
20	775	584.2	587	508	62	305	685.8	24	34.9
24	915	692.2	702	609.6	68.3	305	812.8	24	41.3

CLASS 600 / 900 FLANGES



CLASS 600

Unit : mm

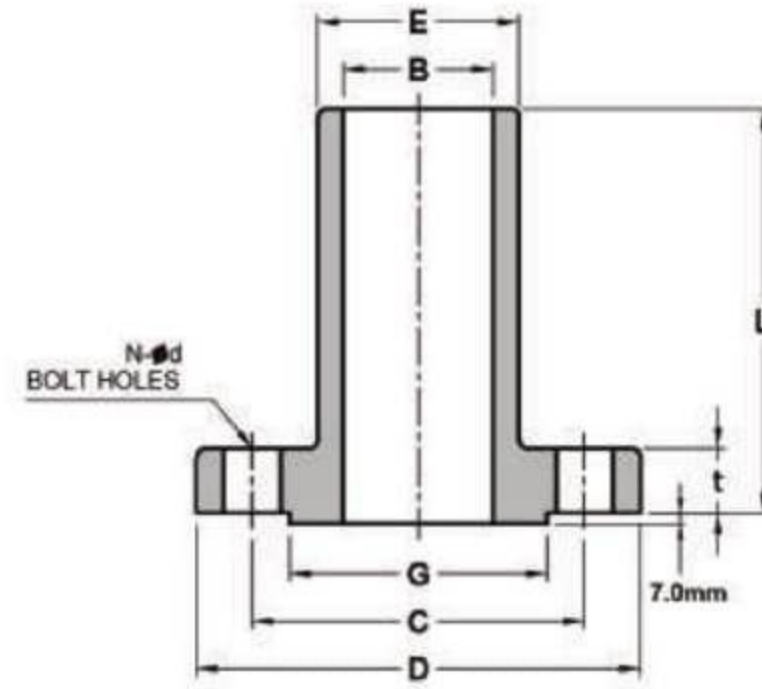
Nominal Pipe Size	Out-side Diam.	O.D of Raised Face	Diam. Of Hub at Bevel	Diam. Of Bore	Thickness of Flange Min.	Length Through Hub	Diameter of Bolt Circle	Number of Holes	Diam. of Holes
	D	G	E	B	t	L	C	N	d
1/2	95	34.9	38	12.7	14.3	229	66.7	4	15.9
3/4	115	42.9	48	19.1	15.9	229	82.6	4	19.1
1	125	50.8	54	25.4	17.5	229	88.9	4	19.1
1 1/4	135	63.5	64	31.8	20.7	229	98.4	4	19.1
1 1/2	155	73	70	38.1	22.3	229	114.3	4	22.2
2	165	92.1	84	50.8	25.4	229	127	8	19.1
2 1/2	190	104.8	100	63.5	28.6	229	149.2	8	22.2
3	210	127	117	76.2	31.8	229	168.3	8	22.2
3 1/2	230	139.7	133	88.9	35	229	184.2	8	25.4
4	275	157.2	152	101.6	38.1	229	215.9	8	25.4
5	330	185.7	189	127	44.5	305	266.7	8	28.6
6	355	215.9	222	152.4	47.7	305	292.1	12	28.6
8	420	269.9	273	203.2	55.6	305	349.2	12	31.8
10	510	323.8	343	254	63.5	305	431.8	16	34.9
12	560	381	400	304.8	66.7	305	489	20	34.9
14	605	412.8	432	355.6	69.9	305	527	20	38.1
16	685	469.9	495	406.4	76.2	305	603.2	20	41.3
18	745	533.4	546	457.2	82.6	305	654	20	44.5
20	815	584.2	610	508	88.9	305	723.9	24	44.5
24	940	692.2	718	609.6	101.6	305	838.2	24	50.8

CLASS 900

Unit : mm

Nominal Pipe Size	Out-side Diam.	O.D of Raised Face	Diam. Of Hub at Bevel	Diam. Of Bore	Thickness of Flange Min.	Length Through Hub	Diameter of Bolt Circle	Number of Holes	Diam. of Holes
	D	G	E	B	t	L	C	N	d
1/2	120	34.9	38	12.7	22.3	229	82.6	4	22.2
3/4	130	42.9	44	19.1	25.4	229	88.9	4	22.2
1	150	50.8	52	25.4	28.6	229	101.6	4	25.4
1 1/4	160	63.5	64	31.8	28.6	229	111.1	4	25.4
1 1/2	180	73	70	38.1	31.8	229	123.8	4	28.6
2	215	92.1	105	50.8	38.1	229	165.1	8	25.4
2 1/2	245	104.8	124	63.5	41.3	229	190.5	8	28.6
3	240	127	127	76.2	38.1	229	190.5	8	25.4
4	290	157.2	159	101.6	44.5	229	235	8	31.8
5	350	185.7	190	127	50.8	305	279.4	8	34.9
6	380	215.9	235	152.4	55.6	305	317.5	12	31.8
8	470	269.9	298	203.2	63.5	305	393.7	12	38.1
10	545	323.8	368	254	69.9	305	469.9	16	38.1
12	610	381	419	304.8	79.4	305	533.4	20	38.1
14	640	412.8	451	355.6	85.8	305	558.8	20	41.3
16	705	469.9	508	406.4	88.9	305	616	20	44.5
18	785	533.4	565	457.2	101.6	305	685.8	20	50.8
20	855	584.2	622	508	108	305	749.3	20	54
24	1040	692.2	749	609.6	139.7	305	901.7	20	66.7

CLASS 1500 / 2500 FLANGES



CLASS 1500

Unit : mm

Nominal Pipe Size	Out-side Diam.	O.D of Raised Face	Diam. Of Hub at Bevel	Diam. Of Bore	Thickness of Flange Min.	Length Through Hub	Diameter of Bolt Circle	Number of Holes	Diam. of Holes
	D	G	E	B	t	L	C	N	d
1/2	120	34.9	38	12.7	22.3	229	82.6	4	22.2
3/4	130	42.9	44	19.1	25.4	229	88.9	4	22.2
1	150	50.8	52	25.4	28.6	229	101.6	4	25.4
1 1/4	160	63.5	64	31.8	28.6	229	111.1	4	25.4
1 1/2	180	73	70	38.1	31.8	229	123.8	4	28.6
2	215	92.1	105	50.8	38.1	229	165.1	8	25.4
2 1/2	245	104.8	124	63.5	41.3	229	190.5	8	28.6
3	265	127	133	76.2	47.7	229	203.2	8	31.8
4	310	157.2	162	101.6	54	229	241.3	8	34.9
5	375	185.7	197	127	73.1	305	292.1	8	41.3
6	395	215.9	229	152.4	82.6	305	317.5	12	38.1
8	485	269.9	292	203.2	92.1	305	393.7	12	44.5
10	585	323.8	368	254	108	305	482.6	12	50.8
12	675	381	451	304.8	123.9	305	571.5	16	54
14	750	412.8	495	355.6	133.4	305	635	16	60.3
16	825	469.9	552	406.4	146.1	305	704.8	16	66.7
18	915	533.4	597	457.2	162	305	774.7	16	73
20	985	584.2	641	508	177.8	305	831.8	16	79.4
24	1170	692.2	762	609.6	203.2	305	990.6	16	92.1

CLASS 2500

Unit : mm

Nominal Pipe Size	Out-side Diam.	O.D of Raised Face	Diam. Of Hub at Bevel	Diam. Of Bore	Thickness of Flange Min.	Length Through Hub	Diameter of Bolt Circle	Number of Holes	Diam. of Holes
	D	G	E	B	t	L	C	N	d
1/2	135	34.9	43	12.7	30.2	229	88.9	4	22.2
3/4	140	42.9	51	19.1	31.8	229	95.2	4	22.2
1	160	50.8	57	25.4	35	229	108	4	25.4
1 1/4	185	63.5	73	31.8	38.1	229	130.2	4	28.6
1 1/2	205	73	79	38.1	44.5	229	146	4	31.8
2	235	92.1	95	50.8	50.9	229	171.4	8	28.6
2 1/2	265	104.8	114	63.5	57.2	229	196.8	8	31.8
3	305	127	133	76.2	66.7	229	228.6	8	34.9
4	355	157.2	165	101.6	76.2	229	273	8	41.3
5	420	185.7	203	127	92.1	305	323.8	8	47.6
6	485	215.9	235	152.4	108	305	368.3	8	54
8	550	269.9	305	203.2	127	305	438.2	12	54
10	675	323.8	375	254	165.1	305	539.8	12	66.7
12	760	381	441	304.8	184.2	305	619.1	12	73